



May 12, 2023

The Education Budget: Opportunities, Successes, and Threats

featuring:

Darold Johnson, Ohio Federation of Teachers

Zachary DeCamp, Mental Health and Addiction Advocacy Coalition

Jillian Russell, Hunger Network in Ohio

www.advocatesforohio.org

HB33 Education Funding FY24 – FY 25

School Funding

- Increases the estimated FY 2024 allocation by \$497.1 million, to **\$8.05 billion**, and the estimated FY 2025 allocation by \$607.3 million, to **\$8.27 billion**. The statewide average base cost per pupil increases to an estimated \$8,241 in each of FY 2024 and FY 2025, an increase of 12.1% from the FY 2022 and FY 2023 amount of \$7,352.
- The statewide average career-technical base cost per pupil increases to an estimated \$9,726 in each of FY 2024 and FY 2025, an increase of **9.4%** from the FY 2022 and FY 2023 amount of \$8,891.

Student wellness and success funds (SWSF) spending requirements

- Requires district and schools to spend at least 50% of SWSF for either physical or mental health based initiatives or a combination of both.
- Requires districts and schools to develop a plan to use SWSF in coordination with both (1) a community mental health prevention or treatment provider or their local board of alcohol, drug addiction, and mental health services; and (2) a community partner identified under continuing law related to DPIA.
- Requires districts and schools to share their SWSF plan at a public meeting of the board of education or governing authority and post it to the district's or school's website within 30 days of its completion or amendment.
- Requires any SWSF allocated from FY 2020 through FY 2023 to be spent by the end of FY 2025 and requires the repayment of any unexpended funds to ODE.

Increasing Teacher Pool and Student Literacy

- **Grow Your Own Teacher Program** Establishes the Grow Your Own Teacher Program, under which certain low-income high school seniors and certain employees are awarded scholarships of up to \$7,500 for up to four years who commit to teaching in a qualifying school for at least four years after graduating from a teacher training program. The bill appropriates \$5.0 million in FY 2024 and \$10.0 million in FY 2025
- **Literacy teacher preparation programs** The House budget replaces the Governor provision with one that requires the Chancellor, in consultation with the Superintendent of Public Instruction, to establish metrics to ensure that each educator training program includes evidence-based strategies for effective literacy instruction aligned to the science of reading, including phonics, phonemic awareness, fluency, comprehension, and vocabulary development, and is part of a structured literacy program.
- **Science of reading** House reduces science of reading funds. Gov. DeWine proposed \$64 million over biennium. Ohio House version of the budget which includes \$44 million for science of reading curricula, \$21.5 million each year for the next two years to offer science of reading instruction for educators, and \$6 million in fiscal year 2024 and \$12 million in fiscal year 2025.

College Credit Plus Program engagement

- **College Credit Plus Program engagement** Permits the Chancellor, in consultation with the Superintendent, to take action as necessary to ensure that public colleges and universities and school districts are fully engaging and participating in the College Credit Plus (CCP) Program including publicly displaying program participation data by district and institution.
 - (1) **Engineering technology** and other fields essential to the superconductor industry;
 - (2) **Nursing**, with particular emphasis on models that facilitate a participant's potential progression through different levels of nursing;
 - (3) **Teaching** and other related education professions;
 - (4) **Social and behavioral or mental health** professions;
 - (5) **Law enforcement** or corrections; and
 - (6) Other fields as determined appropriate by the Chancellor and Superintendent, in consultation with the Governor's Office of Workforce Transformation.
- **In-demand jobs list** Requires ODJFS to update its list of in-demand jobs to include teachers, notwithstanding anything to the contrary in the methodology used to identify in-demand jobs under continuing law.

Teacher Salaries

- Increases the base minimum teacher salary from \$30,000 to \$40,000.
- Increases the salary and benefit costs for about 16,800 teachers who are currently below the proposed minimums for their experience and education level by a total of \$79.5 million annually across traditional school districts (\$73.0 million),
- **Republican control states such as TX, MS, FL have increase teacher salary because of teacher shortages**
- **Banning books, blaming teachers, school discipline, disrespecting teachers, poor teaching and learning environments make teaching not as appealing as it once was.**

Alternative military educator license

- Requires the State Board of Education, in consultation with the Chancellor of Higher Education, to establish an alternative military educator license that permits eligible military individuals to receive an educator license on an expedited timeline.
- Permits eligible military individuals to apply leadership training or other military training toward requirements for college coursework, professional development, content knowledge examinations, or other licensure requirements.
- Authorizes ODE to work with the credential review board to determine the types of military training that correspond with the educational training needed to be a successful teacher.

Vouchers EdChoice Programs

- Income-based EdChoice scholarship income threshold increased from 250 to 450 percent of Federal Poverty line (\$133,000 for a family of four) total estimated amount available for all scholarships to **\$782.7** million in FY 2024 and **\$851.9** million in FY 2025.
- EdChoice scholarship data performance system Requires ODE to develop one or more measures that enable parents to effectively compare the performance of EdChoice scholarship students enrolled in chartered nonpublic schools against students enrolled in public schools.
- OFT will seek an amendment to compare voucher traditional public school students.
- The Jon Peterson voucher also received significant increase to address different levels of disabilities.

Other Possible Education bills in the Budget

- SB1 – That would change the Ohio Department of Education name to the Department of Education and Workforce Development and make it an executive branch department to create the position of Director of Education and Workforce; and to reform the functions and responsibilities of the State Board of Education and the Superintendent of Public Instruction.
- SB83 - Changes the operation of state institutions of higher education, takes away collective bargaining rights, determines how curriculum is taught and other changes that over 500 people testified against.

OFT Teacher Survey 2023

- 2,279 survey respondents (16.4% of OFT's members who work in K-12 schools, educational service centers, and career tech education centers)
- Across all job categories, **64.9% of respondents have a lower level of satisfaction** in their jobs than they had in their first few years of employment and
- **72.4% of respondents have seriously considered leaving their job recently (56% have considered leaving K-12 education completely, the remainder considered changing school districts or job positions).**

OFT 2023 Teacher Survey: Why educators would leave the profession

- **Student behavior** — 84.9% listed it as a factor (66.6% listed it as a strong factor)
- **Lack of autonomy/respect** — 80.4% factor (59.7% strong factor)
- **Mandates and directives from state policy makers** — 76.7% factor (50.3% strong factor)
- **Too much emphasis on standardized tests** — 74.8% factor (50.3% strong factor)
- **Working hours** (ie. lack of breaks or prep periods, time spent working outside of school hours, etc.) — 67.5% factor (44% strong factor)
- **Technology, paperwork, or administrative work** — 66.9% factor (40% strong factor)

Student Wellness & Success Main Operating Budget (FY 24-25)

Student Wellness & Success Funds (SWSF)

- What are they?
 - Flexible spending dollars centered “meeting the needs of the Whole Child – the physical, social, emotional and intellectual aspects of each child’s well-being.” (ODE 2023)
- How much?
 - The amount is determined by the latest school funding formula.
- Are there any guardrails?
 - O.R.C requires at least 50% of the funds to be used for physical initiatives, behavioral health initiatives, or a combination of the two.
 - A plan must be created, approved, and posted of how these funds are intended to be used.

Student Wellness & Success Funds (SWSF)

- Executive vs House Version
 - Good news!



Department of Education **Main Operating Appropriations Bill
H.B. 33**

Executive

As Passed By House

EDUCD71 Student wellness and success funds (SWSF) spending requirements

R.C. 3317.26

Requires district and schools to spend at least 50% of SWSF for either physical or mental health based initiatives or a combination of both.

Requires districts and schools to develop a plan to use SWSF in coordination with both (1) a community mental health prevention or treatment provider or their local board of alcohol, drug addiction, and mental health services; and (2) a community partner identified under continuing law related to DPIA.

Requires districts and schools to share their SWSF plan at a public meeting of the board of education or governing authority and post it to the district's or school's website within 30 days of its completion or amendment.

Requires any SWSF allocated from FY 2020 through FY 2023 to be spent by the end of FY 2025 and requires the repayment of any unexpended funds to ODE.

Beginning in FY 2024, requires all SWSF to be spent by the end of the following fiscal year and requires the repayment of any unexpended funds to ODE.

Permits ODE to (1) develop a corrective action plan if it determines that a district or school is not spending its SWSF funds correctly and (2) withhold SWSF from a district or school found to be out of compliance with a corrective action plan.

Codifies the following with respect to student wellness and success funds:

(1) Annual ODE notification to each traditional school district, JVSD, community school, and STEM school of the portion of their state share of the base cost attributable to the staffing cost for the student wellness and success component of the base cost.

R.C. 3317.26

Same as the Executive.

Same as the Executive.

Same as the Executive.

Same as the Executive.

Same as the Executive.

Same as the Executive.

Same as the Executive.

(1) Same as the Executive.

Student Wellness & Success Funds (SWSF)

- Other Considerations



HUNGER-FREE SCHOOLS

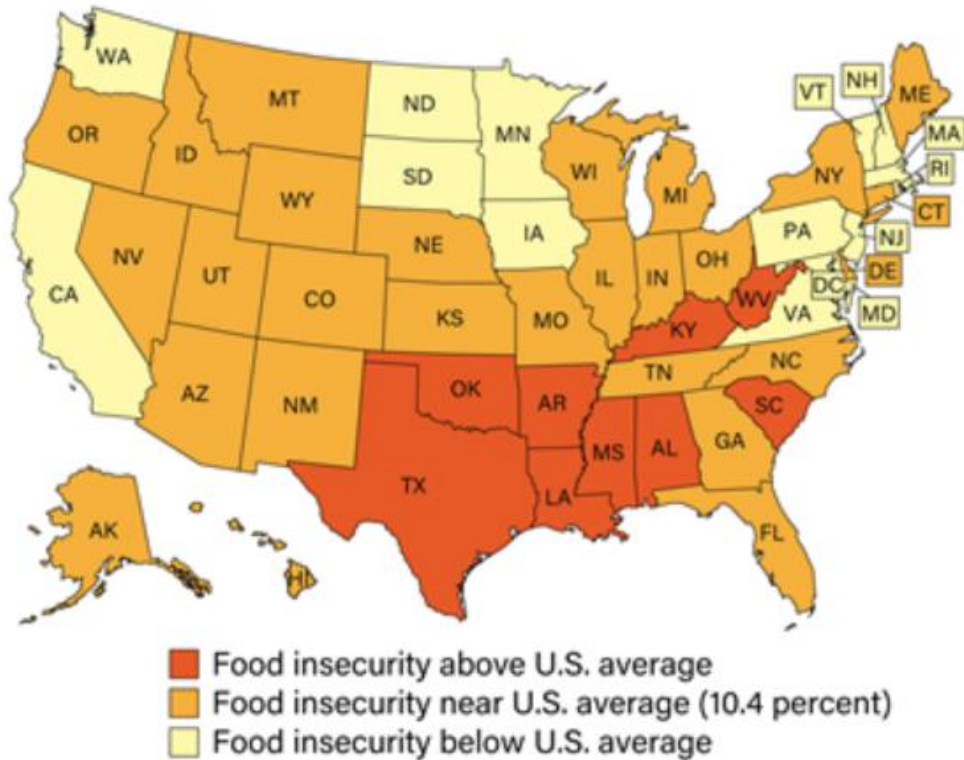


- Passionate collective working to take hunger off the table
- Committed to ensuring that every student in Ohio has access to healthy school meals.

[Hunger-Free Schools Ohio \(hungerfreeschoolsoh.org\)](http://hungerfreeschoolsoh.org)

Food Insecurity Data

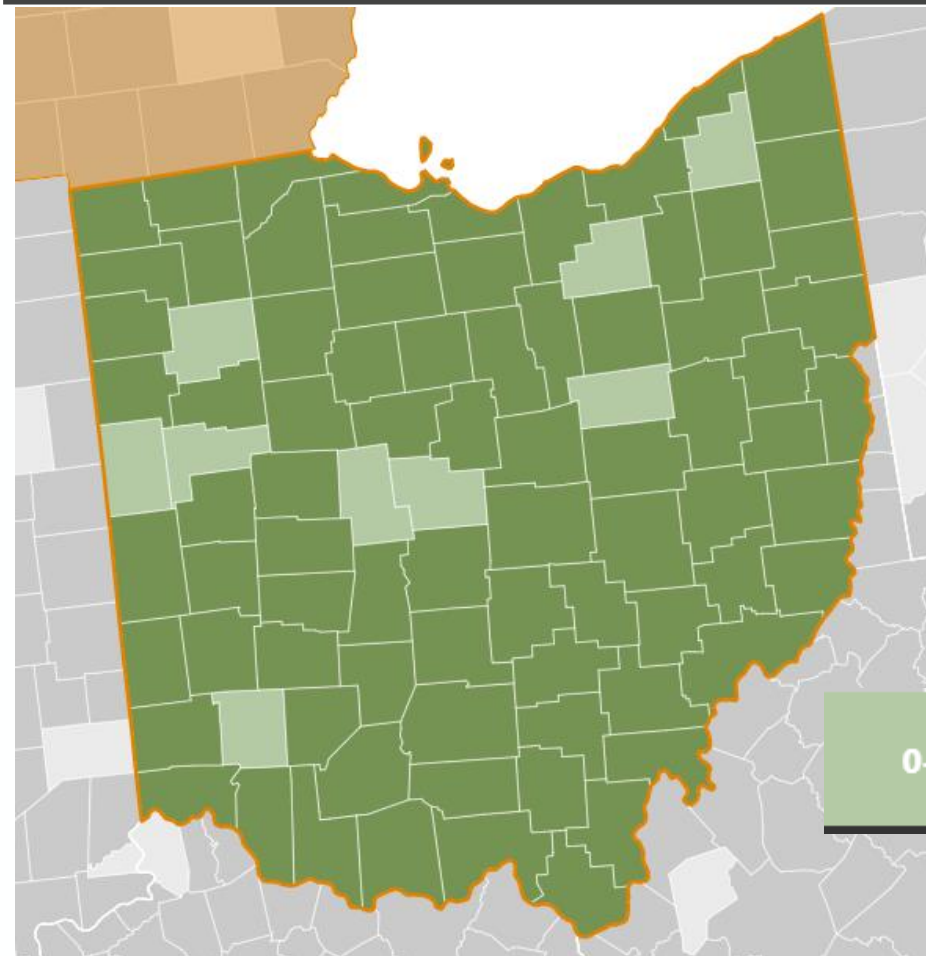
Prevalence of food insecurity, average 2019-21



Source: USDA, Economic Research Service using data from U.S. Department of Commerce, Bureau of the Census, 2019, 2020, and 2021 Current Population Survey Food Security Supplements.

- In 2021, 13.5 million U.S households (13.5 percent) were food insecure at some time during the year
- Food insecurity was higher for households with children
- Rural households and Black, Latinx, and Native American households experience disproportionately high rates of food insecurity.

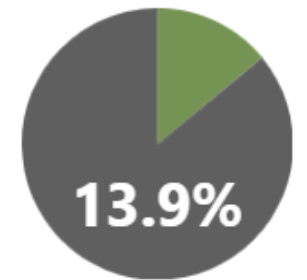
Food Insecurity Rates in Ohio



FOOD INSECURE POPULATION IN OHIO

1,624,180

FOOD INSECURITY RATE IN OHIO



0-10.8%

10.9-21.7%

21.8-32.6%

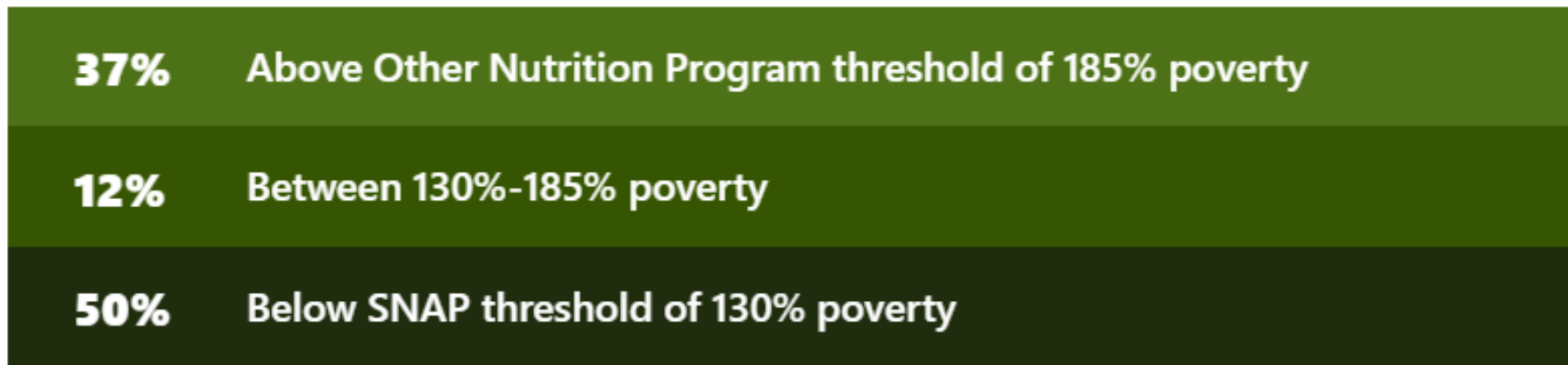
32.7-43.5%

43.6% +

Source: <https://map.feedingamerica.org/county/2018/overall/Ohio>

* Data from 2019 and 2020

Estimated Program Eligibility Among People Experiencing Food Insecurity in Ohio



- Households are eligible for free school meals at 130% of the federal poverty level (for a family of 4 = \$36,075 or less)
- Households are eligible for reduced-price meals at 185% of federal poverty level (for a family of 4 = \$36,076 - \$51,338)

Source: <https://map.feedingamerica.org/county/2018/overall/Ohio>

Source: <https://www.fns.usda.gov/cn/fr-021622>

How did we get here? Federal Anti-Hunger Initiatives During Pandemic

- Allowing schools to serve free meals to all students (Spring 2020 - 2021-2022 school year)
- Waivers from USDA to support access to school meals and support program operations for schools and community sites
- Pandemic Electronic Benefits Transfer (P-EBT)
 - P-EBT provides nutritional resources to families who have lost access to free or reduced-price school meals and/or child care meals due to school and child care closures
 - Families receive money on a new or existing EBT card to help fill the meals gap

Impact of Hunger on Health and Learning

- Hunger Harms Health and Learning
- Children and adolescents experiencing hunger have lower math scores and poorer grades and are more likely to be hyperactive, absent and tardy
- Teens experiencing hunger are more likely to have been suspended
- Children with hunger are more likely to have repeated a grade, received special education services, or received mental health counseling, than children from low-income households that do not experience hunger



Hunger in Ohio remains unacceptably high. One in six children, and as many as one in four children in certain counties, lives in a household that faces hunger—that's 413,000 kids across Ohio! Yet more than one in three kids that live in a food insecure household doesn't qualify for school meals.

Well-nourished kids learn better. School meals are just as important to students' academic success as textbooks. School meals are essential to ensuring that students have access to nutritious food, which has been proven to help children succeed in school.* School meals are linked to better educational outcomes, including increased test scores, improved academic attendance, and increased graduation rates.**

Well-nourished kids are healthier. Research links participation in school meals to positive educational and health outcomes for children. School meals support nutrition throughout the entire school day. Those students who participate in the program and access school meals are less likely to have nutrient inadequacies and more likely to consume fruits, vegetables, and milk at breakfast and lunch.*** Similar benefits are observed among students attending schools that provide breakfast at no cost to all students, when compared to students who eat away from school or through a traditional means-tested breakfast program.*** Studying school lunch, researchers conclude "school lunches provide superior nutrient quality than lunches obtained from other sources, particularly for low-income children.***" Other studies comparing school lunches to packed lunches brought from home or elsewhere similarly conclude that school lunches are more nutrient dense.***

Healthy School Meals for All eliminates school meal debt and significantly reduces the administrative work required to operate the School Nutrition Programs and improves school nutrition finances.

Healthy School Meals for All increases participation in school breakfast and lunch, which allows school nutrition finances to benefit from economies of scale. The average cost to schools for producing breakfast and lunch has been shown to decrease with higher participation, with the impact being more significant for school breakfast.*** Currently, nutrition services providers are alarmed by the high amounts of school meal debt they are seeing in their districts. To get a snapshot of the rising levels of school meal debt, a representative sample of Ohio districts were identified. Researchers contacted the

| School District | Debt Total (as of 10/01 or January of this school year) | Debt Total (2017 school year) |
|---|---|---|
| Vincennes City Schools (Franklin County) | \$23,200 | \$5,000 |
| Merford Local School (DeWitt County) | \$1,375.00 | Debt not available due to system update |
| Delaware City Schools (Delaware County) | \$888.76 | \$88.00 |
| Washington Local Schools (Lancaster County) | \$28,200 | \$28,000 |
| Albion Local School District (Albion County) | \$7,000.00 (could be \$2,000, but mostly related to \$4,000 donation) | \$3,200 |
| North Ridgeville City School District (Lorain County) | \$5,000.00 | \$2,000.00 |
| Washington Exempted School District (Lorain County) | \$4,000.00 | \$,000.00 |

*Based on 2017-2018 school year data. **Based on 2017-2018 school year data. ***Based on 2017-2018 school year data.

Source: [School Meals Support Ohio Student Health and Learning - Children's Defense Fund Ohio \(cdfohio.org\)](https://www.cdfohio.org/); <https://frac.org/wp-content/uploads/breakfastforlearning-1.pdf>



School Meals Support Learning

- School breakfast has been linked with fewer visits to the school nurse and positive impacts on mental health, including reductions in behavioral problems, anxiety, and depression.
- Students who participate in school breakfast programs have improved attendance, behavior, academic performance, and academic achievement as well as decreased tardiness
- At Community Eligibility Provision schools where all students have access to free meals, multiple out-of-school suspension rates decreased





Participation in Ohio

In **Ohio**, on an average day 447,201 students participated in School Breakfast and 727,251 students participated in School Lunch during the 2020-2021 school year

Prior to the pandemic, 1 in 4 children eligible for free or reduced-price meals did not participate in school lunch and 1 in 2 children did not participate in school breakfast

Take-away: When all students had access to free meals, more students participated in school meals

School Nutrition Association Survey Results

Survey results from SNA found that school meal program directors across the country reported that serving free meals to all students during the pandemic

- increased access
- improved equity
- fueled a large decrease in unpaid meal debt



Ohio Parents Want Hunger-Free Schools for All



87%

of Ohio parents with school-aged children agree that school meals should be provided at no cost to all students, regardless of the student's ability to pay.

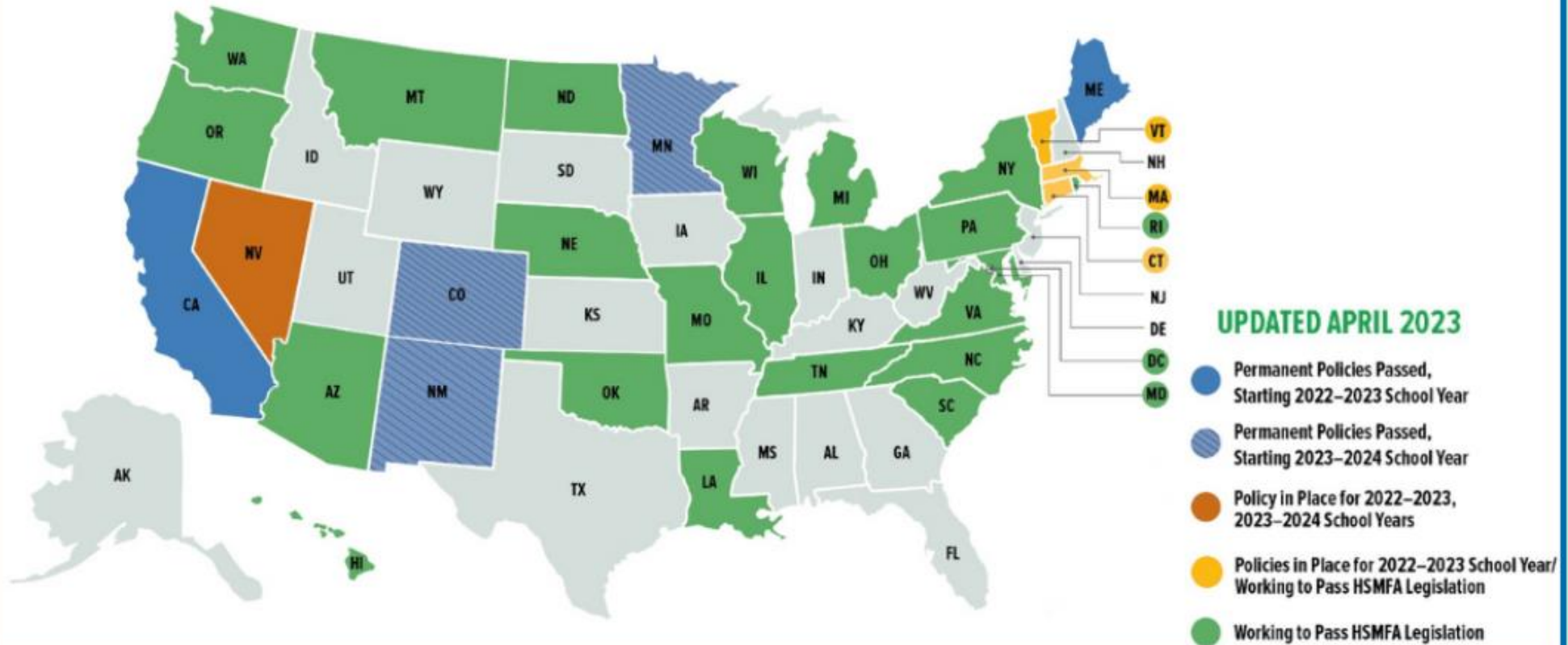
Source: "Finding Unity & Common Ground: What Ohio Parents want for their Children's Education"
(2022 Survey conducted by CDF-Ohio & Baldwin Wallace Community Research Institute)



State Efforts to Address Child Hunger

- Free school meals for all legislation
(5 states (CA, ME, CO, NV, MN and counting (likely to pass: NY, MI, MA, VT)
- Pennsylvania offered free breakfast to all students during the 2022-2023 school year
- Some states have eliminated the co-pay for reduced-price meals
- Some states have passed legislation to ban lunch shaming practices

Momentum Building for Healthy School Meals for All



Where are we now? Scope of Problem

- Mounting school meal debt across Ohio
- Lunch shaming occurring in various districts
- Less students accessing school meals
- Nutrition providers/Cafeteria workers using their own money to help students afford school meals

| School Meal Debt Snapshot | | |
|---|--|---|
| School District | Debt Total (as of Dec. or January of this school year) | Debt Total (2019 school year) |
| Westerville City Schools (Franklin County) | \$40,000 | \$5,000 |
| Minford Local School (Scioto County) | \$13,771.15 | Data not available due to system update |
| Delaware City Schools (Delaware County) | \$8,693.78 | \$365.00 |
| Washington Local Schools (Lucas County) | \$38,000 | \$20,000 |
| Alexander Local School District (Athens County) | \$7,000.00 (would be \$12,000, but recently received a \$5,000 donation) | \$3,200 |
| North Ridgeville City School District (Lorain County) | \$14,040.94 | \$2,297.65 |
| Wellington Exempted School District (Lorain County) | \$4,108.58 | \$1,085.00 |

These higher-than-normal levels of school meal debt indicate the urgency and need of Ohio's families and children.

Legislative Activity

- Free school meals for all legislation
 - Lunch- \$303.5 million (27.7% increase in meal uptake)
 - Breakfast- \$60.4 million (27.7% increase in meal uptake)
 - Total: \$363.9 million
 - Cost will decrease as we participate in USDA demonstration project for direct cert through Medicaid
- Cost to eliminate “reduced-priced” category- \$3.1 million
- School Lunch-Shaming Legislation (drafted)- no cost analysis

Legislative Activity

- Testimony in front of House Finance Subcommittee on Primary and Secondary Education
- Testimony in front of Full Finance Committee
- Individual Rep Meetings
- Amendments drafted and submitted
- Awaiting the House Sub Bill and Omnibus Amendments
- Statement from Governor demonstrating support
- Next Step: Senate!

Visit our Website and Get Involved!

[Hunger-Free Schools Ohio
\(hungerfreeschoolsoh.org\)](http://hungerfreeschoolsoh.org)





<http://www.advocatesforohio.org>

Follow us on social media: @Advocates4OH

Sign up for our weekly newsletter [HERE](#)

Kelsey Bergfeld, kbergfeld@communitysolutions.com

Sarah Hudacek, shudacek@communitysolutions.com

